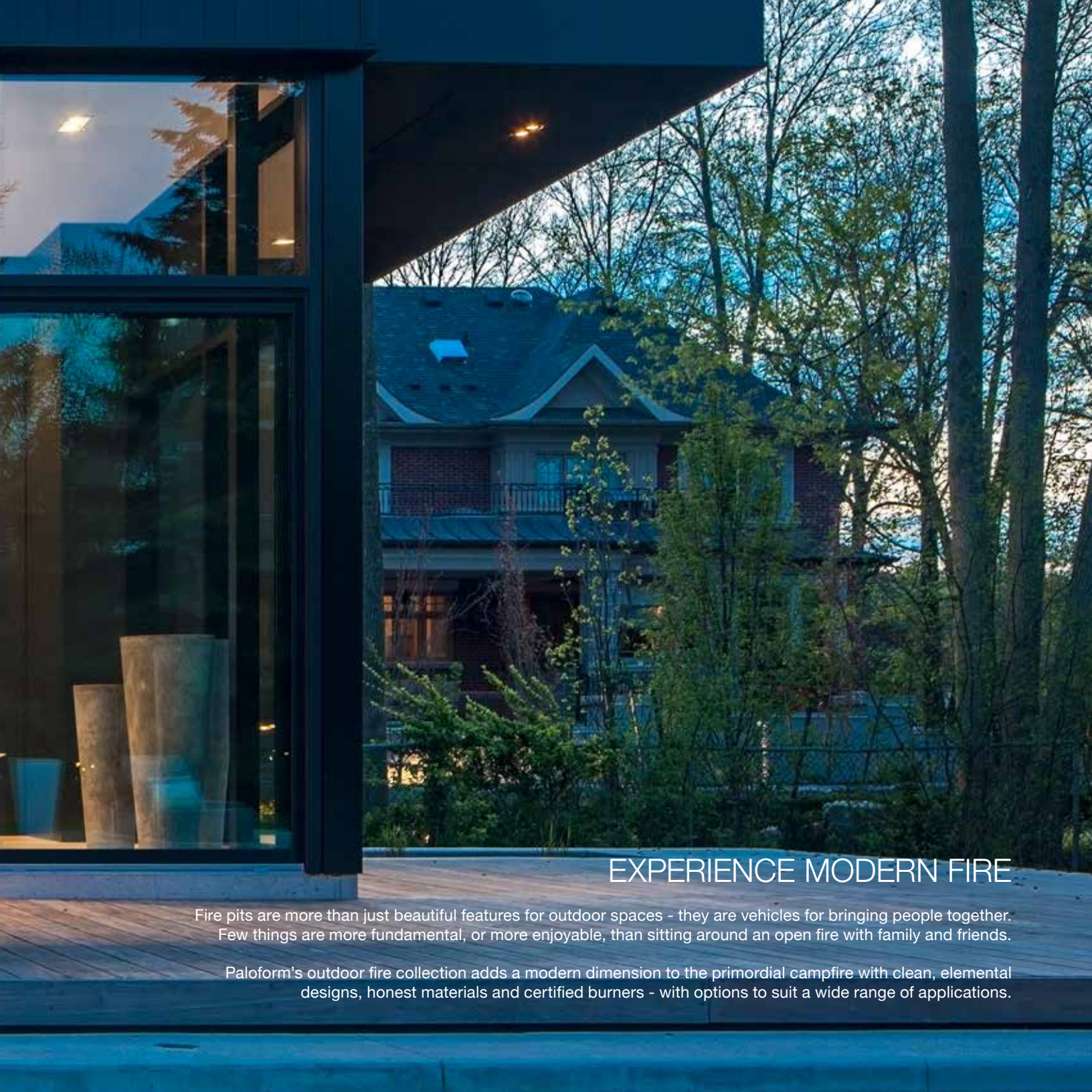


OUTDOOR FIRE COLLECTION

PALIFORM





## EXPERIENCE MODERN FIRE

Fire pits are more than just beautiful features for outdoor spaces - they are vehicles for bringing people together. Few things are more fundamental, or more enjoyable, than sitting around an open fire with family and friends.

Paloform's outdoor fire collection adds a modern dimension to the primordial campfire with clean, elemental designs, honest materials and certified burners - with options to suit a wide range of applications.

## BENTO 32 & 42 | CONCRETE

**MATERIAL:** handcast concrete  
**BURNER:** natural gas or propane  
60,000-69,000 BTU/h, ETL listed (US & Canada) | 25 kW, CE (Europe)  
match-lit pilot with safety thermocouple or electronic ignition  
**TOPPING:** river rock, lava pebble, crushed or pebble glass  
**DIMENSIONS:** 32" x 32" x 12.75"h (813 x 813 x 324h)  
42" x 42" x 12.75"h (1067 x 1067 x 324h)  
**ACCESSORIES:** included: all-weather fabric cover  
optional: aluminum table top; tempered glass screen







## SOBA | CONCRETE

MATERIAL: handcast concrete  
BURNER: natural gas or propane  
60,000-69,000 BTU/h, ETL listed (US & Canada) | 25 kW, CE (Europe)  
match-lit pilot with safety thermocouple or electronic ignition  
TOPPING: river rock, lava pebble, crushed or pebble glass  
DIMENSIONS: 28" d x 16" h (711 d x 406 h)  
ACCESSORIES: included: all-weather fabric cover  
optional: aluminum table top



## MISO 36 & 48 | CONCRETE

MATERIAL:	handcast concrete
BURNER:	natural gas or propane 36": 60,000-69,000 BTU/h, ETL listed (US & Canada)   25 kW, CE (Europe) match-lit pilot with safety thermocouple or electronic ignition 48": 150,000 BTU/h ETL listed (US & Canada), electronic ignition
TOPPING:	river rock, lava pebble, crushed or pebble glass
DIMENSIONS:	36"d x 12"h (914d x 305h) 48"d x 16"h (1219d x 406h)
ACCESSORIES:	included: all-weather fabric cover optional: aluminum table top







## BOL | CORTEN

**MATERIAL:** corten weathering steel  
**FUEL:** wood-burning or  
natural gas or propane  
60,000-69,000 BTU/h, ETL listed (US & Canada) | 25 kW, CE (Europe)  
match-lit pilot with safety thermocouple or electronic ignition  
**TOPPING:** river rock or lava pebble; featherrock boulders optional  
**DIMENSIONS:** 42"d x 9.25"h (1067d x 235h)  
Electronic 42"d x 13"h (1067d x 330h)  
**ACCESSORIES:** included: all-weather fabric cover  
optional: aluminum table top



## CALDERA | CORTEN

**MATERIAL:** corten weathering steel  
**FUEL:** wood-burning or  
natural gas or propane  
60,000-69,000 BTU/h, ETL listed (US & Canada) | 25 kW, CE (Europe)  
match-lit pilot with safety thermocouple or electronic ignition  
**TOPPING:** river rock or lava pebble; featherrock boulders optional  
**DIMENSIONS:** 45" x 45" x 12"h (1143 x 1143 x 305h)  
**ACCESSORIES:** included: all-weather fabric cover  
optional: aluminum table top







## BENTO 32 & 42 | CORTEN

**MATERIAL:** corten weathering steel  
**BURNER:** natural gas or propane  
60,000-69,000 BTU/h, ETL listed (US & Canada) | 25 kW, CE (Europe)  
match-lit pilot with safety thermocouple or electronic ignition  
**TOPPING:** river rock, lava pebble, crushed or pebble glass  
**DIMENSIONS:** 42" x 42" x 13.25"h (1067 x 1067 x 337h)  
32" x 32" x 13.25"h (813 x 813 x 337h)  
**ACCESSORIES:** included: all-weather fabric cover  
optional: aluminum table top; tempered glass screen



## KOMODO 84 & 60 | LINEAR

MATERIAL:	corten or powder-coated steel
BURNER:	natural gas or propane 110,000 or 80,000 BTU/h, ETL listed (US and Canada) electronic ignition 34 kW or 25 kW, CE (Europe) electronic or match-lit
TOPPING:	river rock, lava pebble, crushed or pebble glass
DIMENSIONS:	84" x 16" x 24"h (2134 x 406 x 610h) 60" x 16" x 24"h (1524 x 406 x 610h)
ACCESSORIES:	included: all-weather fabric cover optional: tempered glass screen





## ROBATA CONCRETE 72 & 54 | LINEAR

MATERIAL:	concrete body stainless steel top with cover plate
BURNER:	natural gas or propane 80,000 or 60,000 BTU/h, ETL listed (US and Canada) electronic ignition 25 kW or 18 kW, CE (Europe) electronic or match-lit
TOPPING:	river rock, lava pebble, crushed or pebble glass
DIMENSIONS:	72" x 24" x 12.5"h (1829 x 610 x 318h) 54" x 24" x 12.5"h (1372 x 610 x 318h)
ACCESSORIES:	included: all-weather fabric cover; metal table insert optional: tempered glass screen





## ROBATA CORTEN 72 & 54 | LINEAR

MATERIAL:	corten weathering steel with cover plate
BURNER:	natural gas or propane 80,000 or 60,000 BTU/h, ETL listed (US and Canada) electronic ignition 25 kW or 18 kW, CE (Europe) electronic or match-lit
TOPPING:	river rock, lava pebble, crushed or pebble glass
DIMENSIONS:	72" x 24" x 12.4"h (1829 x 610 x 314h) 54" x 24" x 12.4"h (1372 x 610 x 314h)
ACCESSORIES:	included: all-weather fabric cover; metal table insert optional: tempered glass screen





## FOLD 72 & 48 | FIRE TABLE

MATERIAL:	powder-coated aluminum or corten steel with cover plate
BURNER:	natural gas or propane 60,000 - 69,000 BTU/h, ETL listed (US and Canada) electronic ignition 18 kW - 25 kW, CE (Europe) electronic or match-lit
TOPPING:	river rock, lava pebble or crushed or pebble glass
DIMENSIONS:	72" x 36" x 14"h (1829 x 914 x 356h) 48" x 48" x 14"h (1219 x 1219 x 356h)
ACCESSORIES:	included: all-weather fabric cover; metal table insert optional: tempered glass screen







## KODO 72 | OUTDOOR FIREPLACE

MATERIAL: corten steel  
BURNER: natural gas or propane  
60,000 BTU/h, ETL listed (US and Canada) electronic ignition  
18 kW kW, CE (Europe) electronic or match-lit  
TOPPING: river rock, lava pebble or crushed or pebble glass  
DIMENSIONS: 72" w x 18d" x 72"h (1829w x 457d x 1829h)  
ACCESSORIES: metal insert cover



## MATERIALS

### CONCRETE

Paloform high-performance concrete is a proprietary blend of local materials designed to balance aesthetics, durability and sustainability. We use high-volume fly ash in our mix which results in better, stronger concrete (55 MPa) and reduces the energy footprint of our products.

### CORTEN

Corten or weathering steel is an alloy that develops a stable rust-like oxidation on its surface when exposed to the elements. This layer, which continually regenerates, provides a no-maintenance finish that protects the steel from corroding.

Our Corten fire pits are manufactured from heavy gauge, 3/16" thick steel and are designed to last a lifetime. They may be used for wood-burning or specified with natural gas or propane burners.

### STAINLESS STEEL

All of our burner components are manufactured locally from 304 stainless steel which offers excellent corrosion resistance for outdoor applications.

Robata is available with a stainless steel top and cover in a brushed finish.

### POWDER-COAT

Our powder-coated products utilize a two-coat system comprised of a zinc-rich primer and an opaque weather-resistant top coat.

## BURNERS

Our burners are designed, developed and assembled in-house to ensure our quality and aesthetic standards are met. They are tested and certified by Intertek Testing Services (ETL) to CSA and ANSI standards for the US and Canada, third-party CE Certified to the Gas Appliance Regulation for Europe and SVGW for Switzerland.


## ACCESSORIES

Paloform fire pits come complete with all-weather fabric covers and decorative toppings. Optional accessories include aluminum table tops, which turn fire pits into tables when not in use, and tempered glass screens - both available for select models.

Visit [paloform.com](http://paloform.com) for more information.



## CONCRETE COLOURS



charcoal



ash



dove



walnut



chai




nougat

## METALS




corten  
steel




brushed  
stainless steel

## STANDARD POWDER-COAT COLOURS



black



graphite



white

## TOPPINGS



lava pebble



river rock  
dark grey



river rock  
light grey



glass  
black pebble



glass  
black crushed

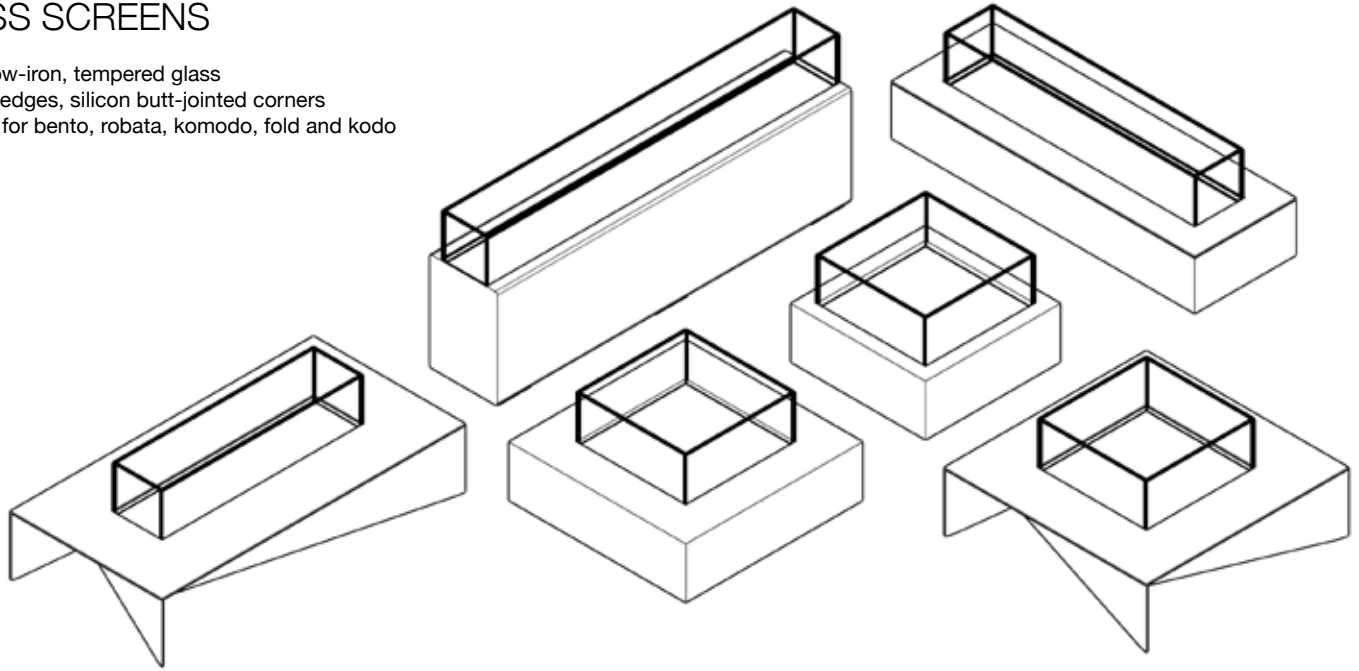


glass  
clear crushed

Colour swatches are printed approximations only. Actual colours will vary.

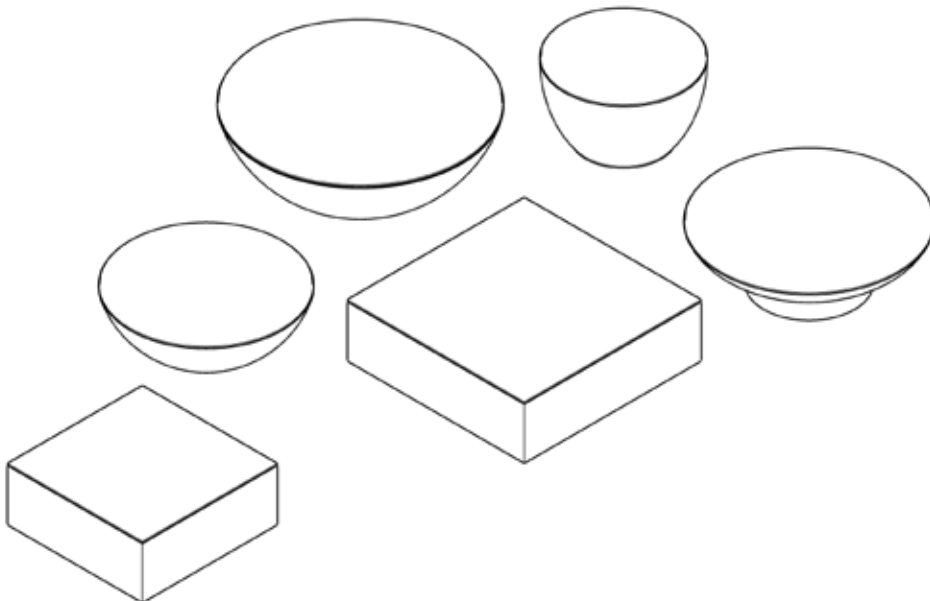
## GLASS SCREENS


























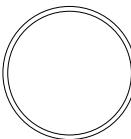
















10 mm low-iron, tempered glass  
polished edges, silicon butt-jointed corners  
available for bento, robata, komodo, fold and kodo



## TABLE TOPS

3/16" powder-coated aluminum  
available for bento, miso, soba, bol and caldera



	CHARCOAL	ASH	DOVE	WALNUT	CHAI	NOUGAT	CORTEN STEEL				
<b>BENTO 42</b> up to 500 lbs / 225 kg								concrete: 12.75" / 324 corten: 13.25" / 337			42" 1067
<b>BENTO 32</b> up to 340 lbs / 155 kg								concrete: 12.75" / 324 corten: 13.25" / 337			32" 813
<b>SOBA</b> up to 250 lbs / 115 kg								16" 406			28" 711
<b>MISO 36</b> up to 275 lbs / 125 kg								12" 305			36" 914
<b>MISO 48</b> up to 600 lbs / 275 kg								16" 406			48" 1219

Product weights vary with material, burner and topping choices.

CHARCOAL + STAINLESS

ASH + STAINLESS

NOUGAT + STAINLESS

CORTEN STEEL

BLACK POWDER COAT


GRAPHITE POWDER COAT

WHITE POWDER COAT


**ROBATA 72 & 54**

72: up to 600 lbs / 275 kg

54: up to 500 lbs / 250 kg



72" / 1829 or 54" / 1372



24"  
610

12.5"  
318



84" / 2134 or 60" / 1524



16"  
406

**KOMODO 84 & 60**

84: up to 550 lbs / 250 kg

60: up to 500 lbs / 225 kg



24"  
610




**BOL**


up to 230 lbs / 105 kg



match-lit:  
9.25" / 235



electronic:  
13" / 330



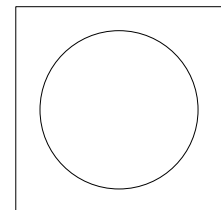
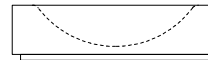
42"  
1067

**CALDERA**

up to 425 lbs / 195 kg



12"  
305

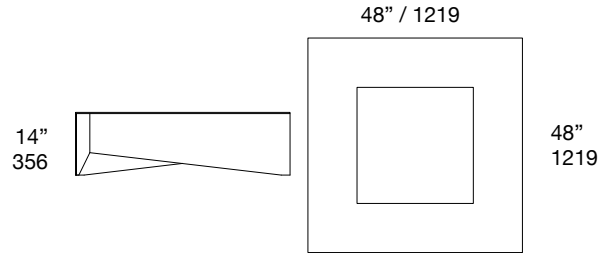


45"  
1143

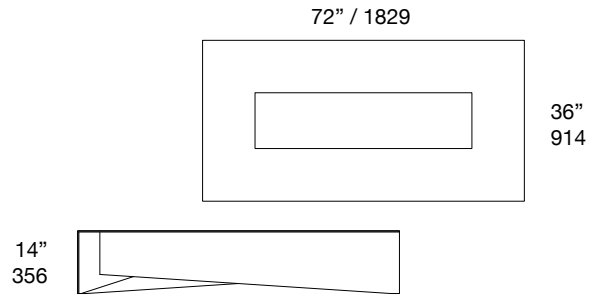
Product weights vary with material, burner and topping choices.

FOLD 48  
up to 325 lbs / 150 kg

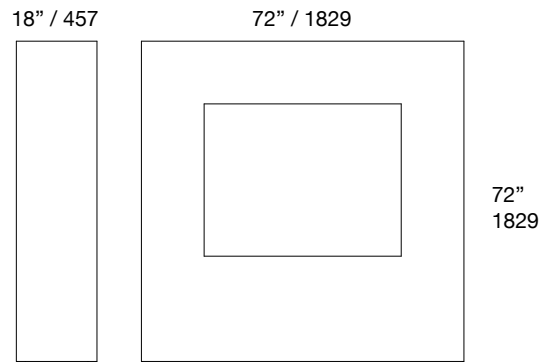
BLACK POWDER COAT  
GRAPHITE POWDER COAT  
WHITE POWDER COAT  
CORTEN STEEL



FOLD 72  
up to 275 lbs / 125 kg



KODO 72  
up to 650 lbs / 300 kg



Product weights vary with material, burner and topping choices.

PALOFORM designs and manufactures outdoor fire pits, fireplace surrounds and wall claddings in handcast concrete, Corten and stainless steel.

North America:  
1 888 823 8883  
sales@paloform.com

Our products embody our belief in simple, appropriate design and honest materials and are the result of over twenty years of experimentation and refinement.

UK:  
+44 (20) 3795 7751  
info@paloform.co.uk  
**paloform.co.uk**

Our products are proudly made in Canada and available worldwide.

**paloform.com**

Experience Modern Fire